



EVA Pro

Next-Gen
Digital Colposcope



Over 1,000,000
cervical images captured
with the EVA System





A Novel Technology Redefining Cervical Examination

In the new digital era, patients have greater expectations from their cervical examination, supporting the need for new visual inspection and documentation tools.

The EVAPRO, introduces the latest digital innovation, upgrading the patient- physician experience.

The EVAPRO next gen mini colposcope is light weight and mobile , providing an outstanding image quality with superior software capabilities. This unique combination allows you to document and track the full treatment process and store it on the cloud.



-  **Superior image quality**
Utilizing a proprietary image guided software
-  **Easy digital annotations and documentation**
Unlimited web storage of images, with easy access and secure sharing capabilities
-  **Healthy physician posture**
allows for a healthy posture with no need to be hunched over a colposcope
-  **Educate your patients**
Enhance awareness and understanding of their anatomy
-  **Utilize the embedded telehealth capabilities**
Share images and videos remotely with colleagues

EVA Pro

A complete digital solution for magnified visualization and documentation

EVAPRO is the next generation colposcope in the EVA System series. The EVA System The EVAPRO is used by thousands of healthcare practitioners in over 40 countries. It has been validated in multiple clinical studies where the colposcopists found it to be reliable and clinically accurate.

Designed specifically for quick training and ease of use, it is an ideal tool for a wide range of healthcare professionals.

Digital touch screen

Enhances the visualization experience, allowing to zoom in on images and perform the examination in a convenient manner.

Sophisticated software with annotation capabilities

Save images with notes, annotate biopsy and points of interest, add clinical impression, edit in device or on portal.

Built in camera with magnifying capabilities

Superior image quality



Hands free image capture
For optimal use



Powered by VisualCheck Artificial Intelligence Technology

VisualCheck provides clinicians with an automated clinical decision support tool based on machine learning (ML) and artificial intelligence (AI). While not a replacement for the clinical judgment of the provider, VisualCheck is an additional support tool for a clinical assessment.



Results received within 60 seconds, directly at point of care



can be used by a variety of healthcare professionals



supporting the **WHO** strategic objective to eliminate cervical cancer by 2030



Paul Blumenthal, M.D., Professor Emeritus of Obstetrics and Gynecology, Stanford University.

“ AI is the future of women's health and I am a great believer in its potential to revolutionize cervical cancer prevention ”

A Holistic Approach To Women's Health

At mobileODT, we recognize that a medical device system needs to be as flexible as its customers are unique. We offer cervical cancer practitioners the convenience of having multiple needs met by a single supplier. Our one stop shop solution allows our users the flexibility to engage with mobileODT for all of their cervical cancer needs.

Screen and Treat Program

mobileODT offers a full turnkey diagnostic and treatment program utilizing the EVAPro digital colposcope and the ThermoGlide for thermo coagulation treatment of precancerous lesions. The single sitting "screen and treat" program allows us overcome the major challenge of loss to follow-up.



EVAPro
Digital Colposcope

ThermoGlide
Treating precancerous lesions
with thermocoagulation

mobileODT
A FemTech Company

To learn more about EVAPRO contact:
info@mobileodt.com | +1 929 376 0061 | www.mobileodt.com



© 2022 by MobileODT Ltd. All rights reserved. All MobileODT Ltd. products and services mentioned herein are registered trademarks of MobileODT Ltd. All other products, services, or research mentioned belong to or are the trademarks of their respective owners. These materials are subject to change without notice. These materials and the data contained are provided by MobileODT Ltd. and its partners for informational purposes only, without representation or warranty of any kind, and MobileODT Ltd. shall not be liable for errors or omissions in this document, which is meant for public promotional purposes. MobileODT reserves the right to deny or approve any external usages and reproduction for any reason.